



An Introduction to Phonics and Early Reading.

Welcome!



Our aims for today –

Look at what the research says about reading and its importance

Understand the importance of early reading and phonics

Understand the importance of fluency and how you can build this at home

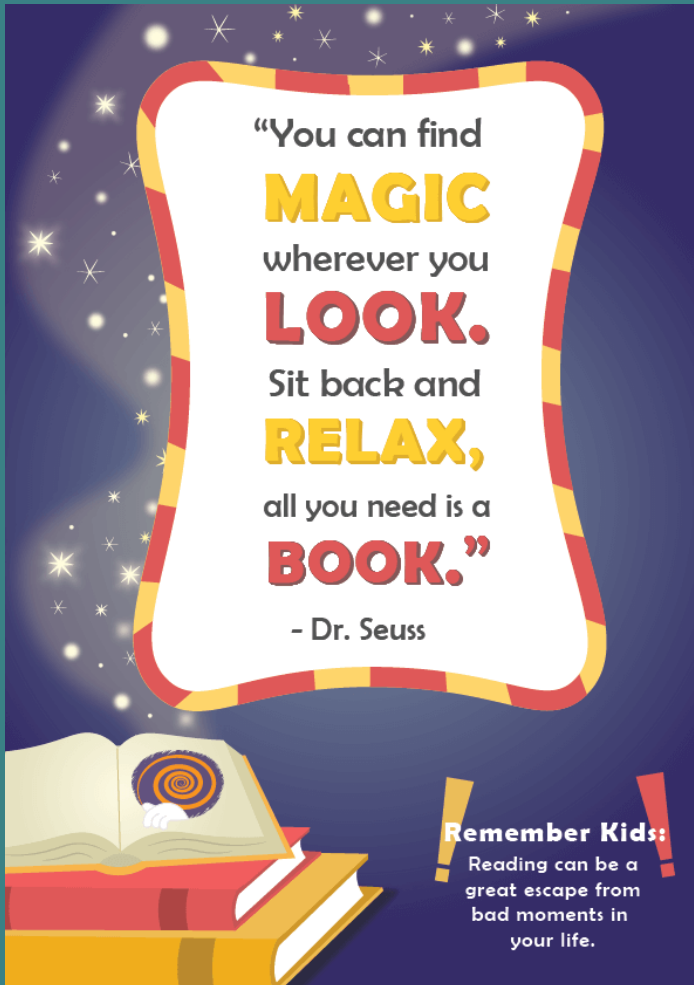
Have a clear understanding of comprehension

Give hints and tips of how to get your child reading at home



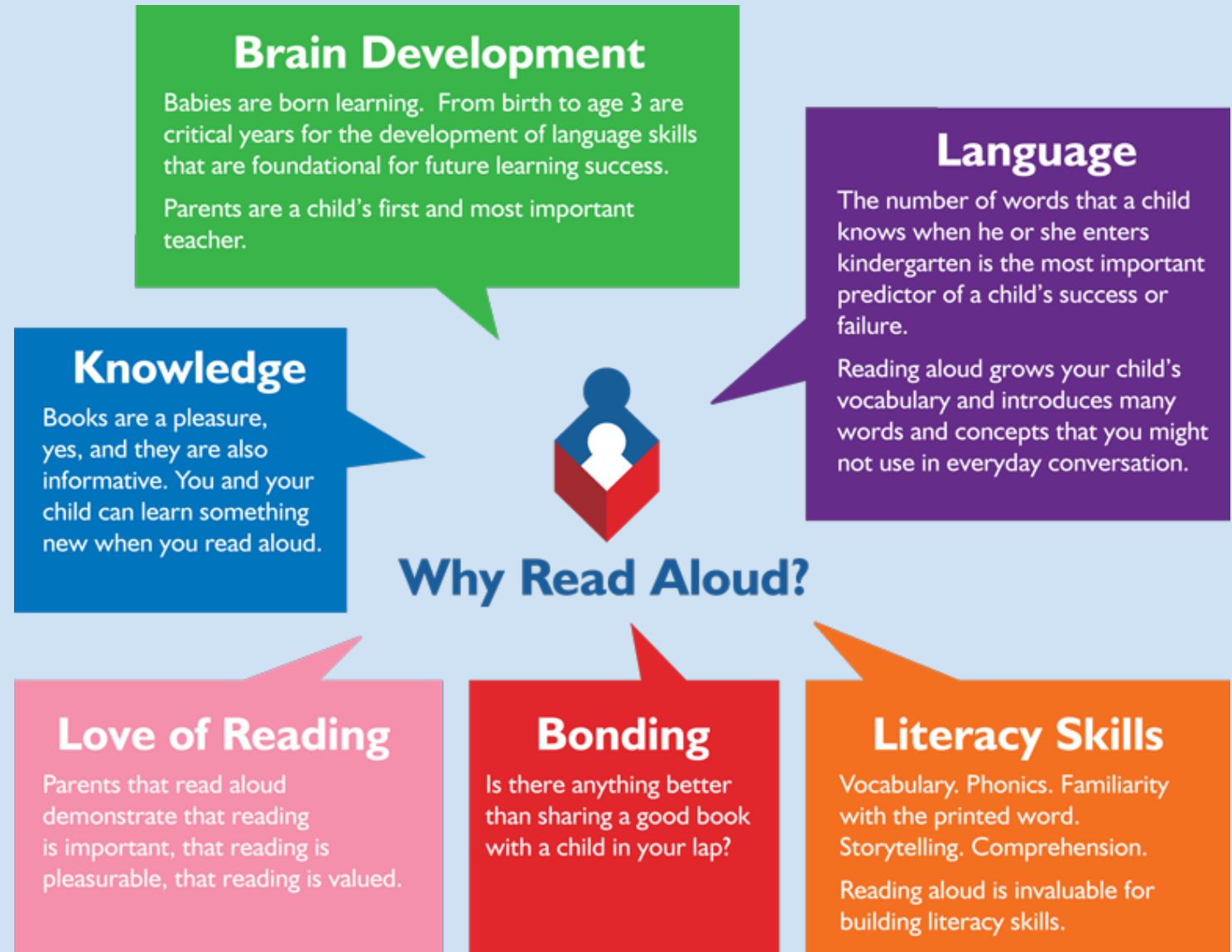
We love reading!

- Reading for pleasure
- Finding out information
- Reading the world around them
- Understanding forms and official documents
- Accessing learning



Reading from an early age and securing phonics

- Reading from an early age is important as research shows that if children are not secure and fluent readers by Year 2, it is very difficult to then develop a love of reading going forward.
- In order to get children fluent in reading, their phonic knowledge must be embedded within EYFS and KS1.
- Read to children from day zero!



What is Phonics?

Phonics is the link between the words we read/say and the letters that represent each sound.

Phonics Terminology

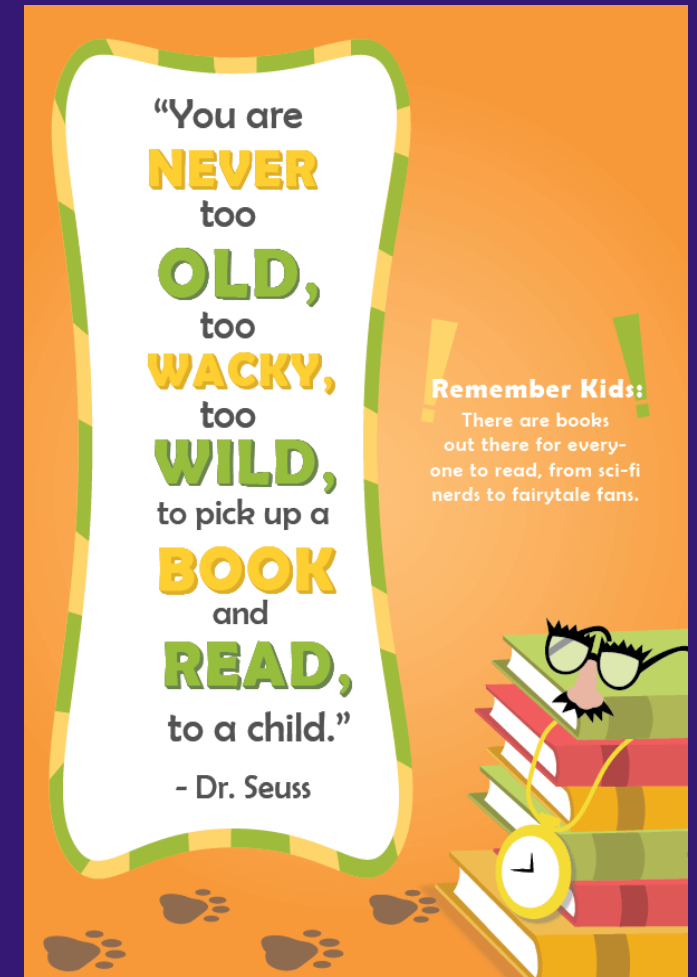
Phoneme - A single spoken sound, e.g. /c/

Grapheme - A grapheme is a letter or a sequence of letters that represent a phoneme/sound.

Phoneme/Grapheme Correspondance - match a phoneme (sound) to a grapheme (written representation)





























Segment - Segmenting a word is to break the word down into its component phonemes, e.g. hat = h-a-t.

Blend - Blending letter sounds (phonemes) together enables children to decode and read words. For example, h-a-t = hat.



Correct Pronunciation



Jj 	Vv 	Ww 	Xx 	Yy 	Zz 
zz 	qu 	ch 	sh 	th 	th 
ng 	ai 	ee 	igh 	oa 	oo 
oo 	ar 	or 	ur 	ow 	oi 
ear 	air 	ure 	er 		



The Alphabetic Code



**44
phonemes**

**Simple
Code**

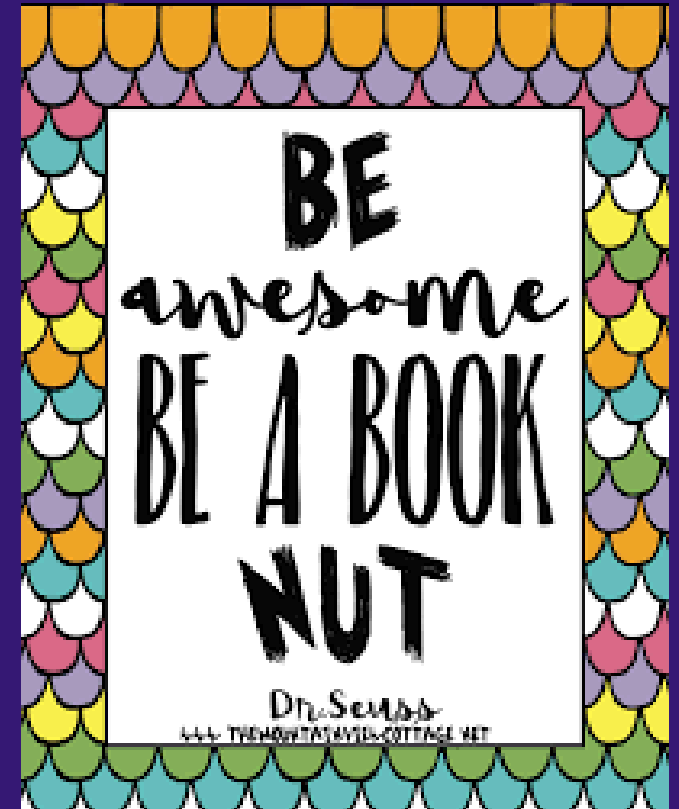
**Complex
Code**

Blending

- Pushing the phonemes together to make a word.



- Fun – Fun/ny - Fun/ni/est
- Crepuscular



Key Words

the	to	into
no	/	go



A typical phonics lesson

Phase 3 Mastery Lesson 17

<https://www.unlockinglettersandsounds.co.uk/institute/teacher/courseview/8/view>



Reading and Books at Hillside

Children are given books precisely matched to their phonic attainment - this will be different for every child.

The time spent reading with your child should be a celebration of your child's reading - a chance to showcase their phonic expertise.



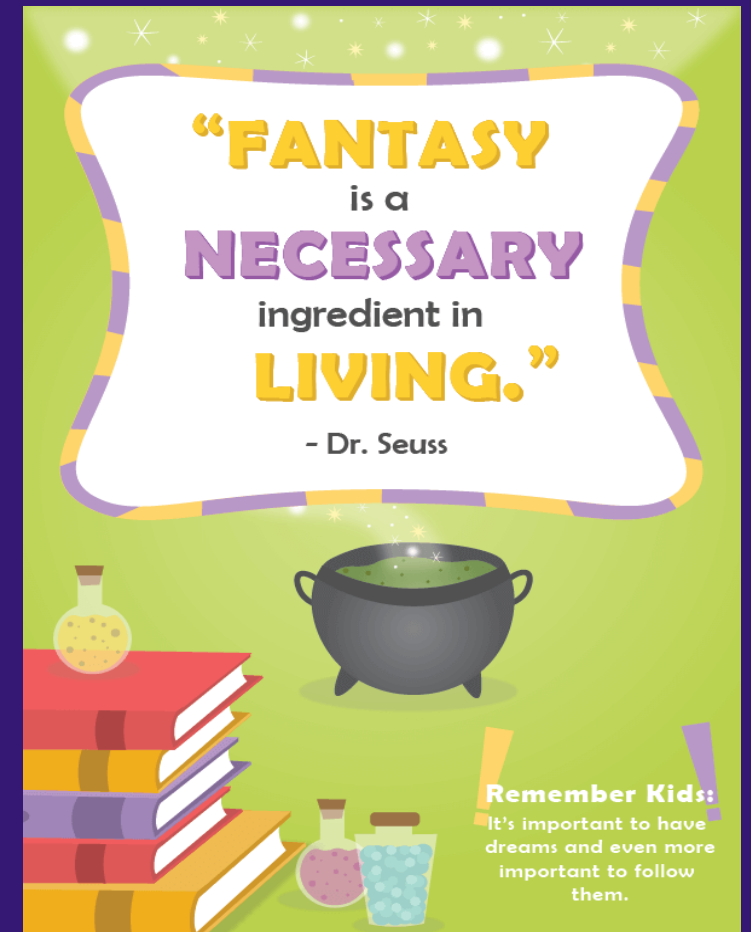
Why read each book 3 times?

1) Decoding

2) Fluency

3) Comprehension (Questions, predictions, characters feeling etc) and vocabulary.

Prosody (intonation, volume, pitch, rhythm).



Once Phonics are Secure

Once children are secure in **all their phonic sounds**, can read fluently and are able to decode words independently, they will move onto colour banded books.



Once Phonics are Secure

At Hillside, our colour banded books are matched to the children's reading age.

Their reading age is assessed through an online tool. It assesses: the children's reading and their understanding of the text (comprehension). This then allows us to match a book to their reading age.

Like the phonics readers, coloured banded books should be able to be read fluently and the emphasis broadens to encompass more comprehension and vocabulary understanding.

Children's reading ages are reviewed throughout the year and their home reading books adjusted accordingly.





Reading at home


Your child reading to you.

- 5 – 10 minutes daily
- Choose a time that works for you, get comfortable and free from distractions.
- Make it part of your routine.
- Be positive and celebrate successes
- Be patient and let them try and work it out...if they need help...then work it out together.

Remember your child is on an amazing journey to becoming a reader.

What is fluency and why is it important?

- For a child to be fluent, phonic knowledge is important.
- When a child is fluent, we can focus on understanding and comprehension.
- When comprehension is secure, the child will enjoy what they read.
- Secure phonics and fluency all reduce cognitive load.



Three ways you can help build fluency at home...

1. **Read and follow** – the adult reads the text and the child follows along with their finger. This helps the child with word recognition and models to them how they should read with fluency.
2. **My turn, your turn** – take turns reading a page or a paragraph. Here you are modelling how to read with fluency, flow and expression.
3. **Echo Reading** – as you read, the child copies. It is important here to pace yourself and read at a rate that your child can keep up with.



Promoting a Reading Culture

It is important to foster a love for reading and encourage reading for pleasure.

- Spending quality time together.
- Modelling how to read a book – tracking left to right, turning pages, identify title & illustrator.
- Asking questions about what has happened and characters' feelings.
- Explaining vocabulary
- Predicting what will happen next . How will the story end?
- Making connections - personal links.
- Share your love of reading!



Reading at home

You reading to your child

Your child is also encouraged to bring home a
'Love to Read' book

which is chosen each week by them from our book
corners or school library.

This book is for **you to read to your child** and for
you and your child to enjoy together.

By sharing this book together, you can further
support your child by talking about the story,
characters, exploring vocabulary and asking
questions you will be

**supporting their understanding, developing
their comprehension skills and widening their
vocabulary.**



Concerns about progress

- All children are different
- Discuss any concerns with teachers
- Teachers will assess your child regularly
- Interventions to support child in the specific skill they are struggling with
- Adaptations for children with SEND



Thank you for coming.

Any questions

