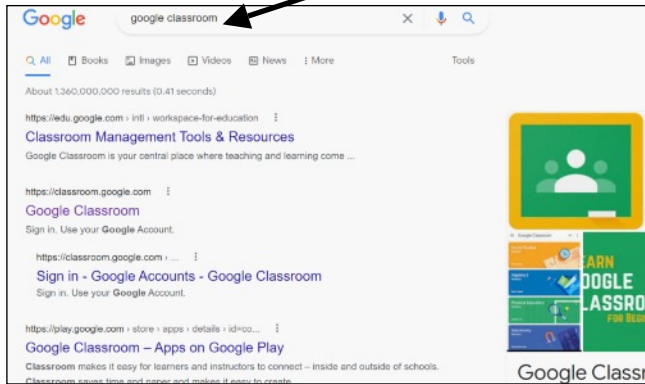


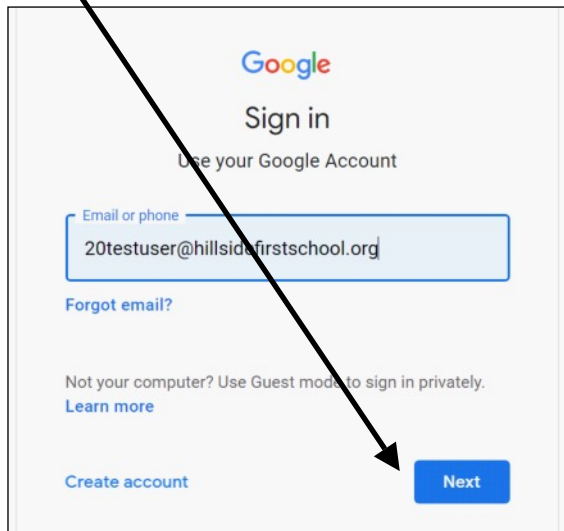
How to log on



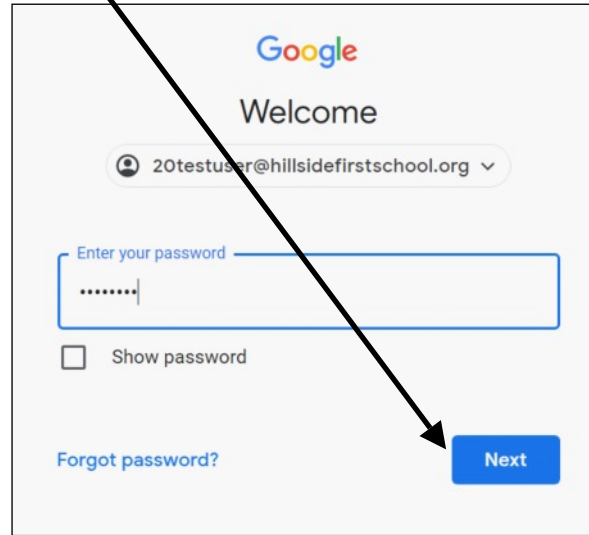
1 Search for Google classroom. Log out of your own google account if you have one.



2

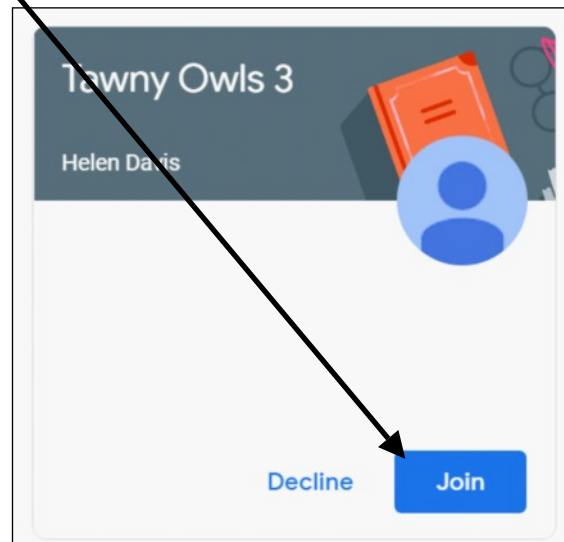


3



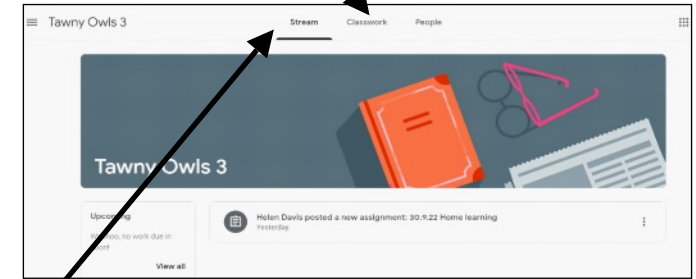
4

Your class will appear here. If it does not appear and it asks for a class code, please contact your class teacher or the office who will be able to assist you.



5

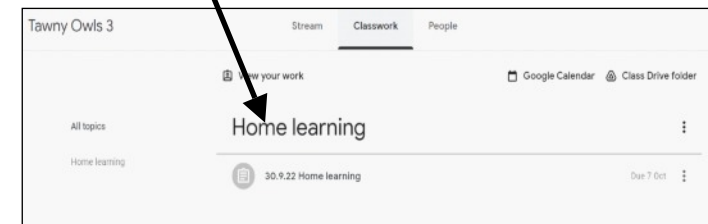
Click on classwork to see the home learning.



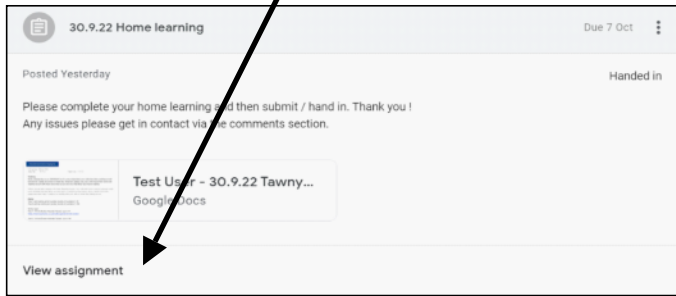
Stream is like a social media feed and will have announcements and information from your teacher.

6

Click on the home learning for this week.



7 Click on view assignment to see what the task is for the week. This will give you all the details you need to complete the tasks.



There may be links to an online game or activity. It will open a new tab showing the google document.

8 Press hand in to let us know you have done the activity. There isn't a physical thing to hand in, but if you click 'hand in' we know you have completed the home learning.

You can use add/ create to add documents / photos etc to upload.

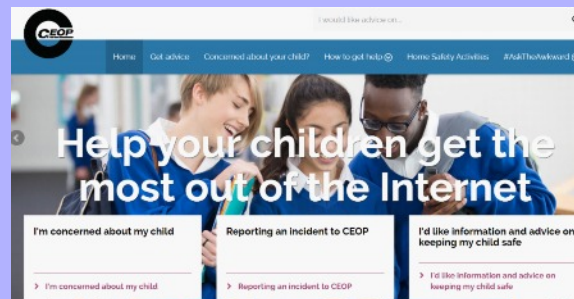
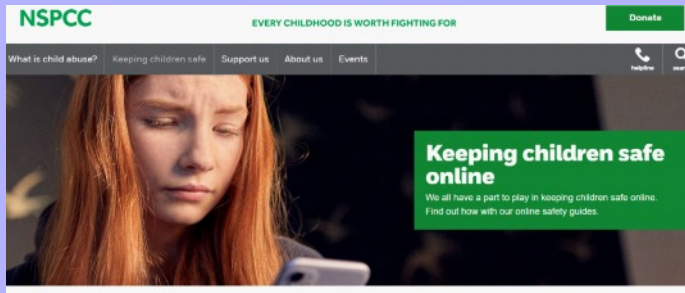


Add a comment to your teacher if you would like. We love hearing about activities you do at home!



Online Safety Advice

Please see our website for further information
<https://www.hillsidefirst.dorset.sch.uk/parents/online-safety>



Guide to Google Classroom



'Where children are at the heart of everything we do'